

Antenna Installation Guide

NMO Mount
Antenna



Features:

- Vehicle use
- Installs Easily
- Permanent installation
- Requires antenna adapter (sold separately)
- Compatible with Wilson Electronics Signal Booster (sold separately)

Wilson Electronics Signal Boosters Amplify Coverage

When used in conjunction with your antenna, a Wilson Signal Booster can improve your cell phone and laptop data card coverage area up to 20 times. Wilson Electronics manufactures a wide range of wireless and direct connect Signal Boosters for mobile or in-building use. See your dealer for details or visit www.WilsonElectronics.com.



How it Works

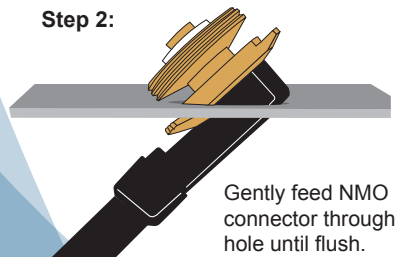
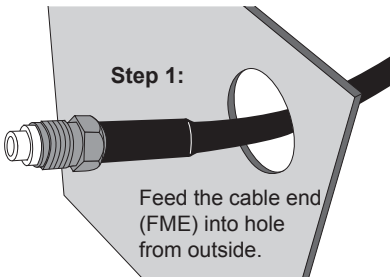
Wilson Electronics NMO Mount antenna will collect the cell tower signal and send it through the cable to a signal booster or directly to the cell phone or cellular data card. When the cellular device transmits, the signal is transferred to a signal booster or directly to the antenna and broadcasted back to the cell tower. See the back cover for information on Wilson Electronics Signal Boosters. An external adapter is required to connect the cell phone or cellular data card to the antenna.

The external adapter is cell phone/data card-specific and may be purchased through a local retailer. Refer to Wilson Electronics Adapter Guide to identify the right adapter for your cell phone or cellular data card. The Adapter Guide is available through a local retailer. It is also available on our web site, www.WilsonElectronics.com, or you may call Technical Support at 866-294-1660.

Installing optional NMO Mounts

For installing 3/4 in NMO:

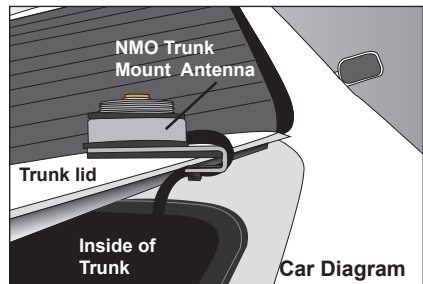
(Part# 901102)



For installing the NMO Trunk Mount Antenna (sold separately):

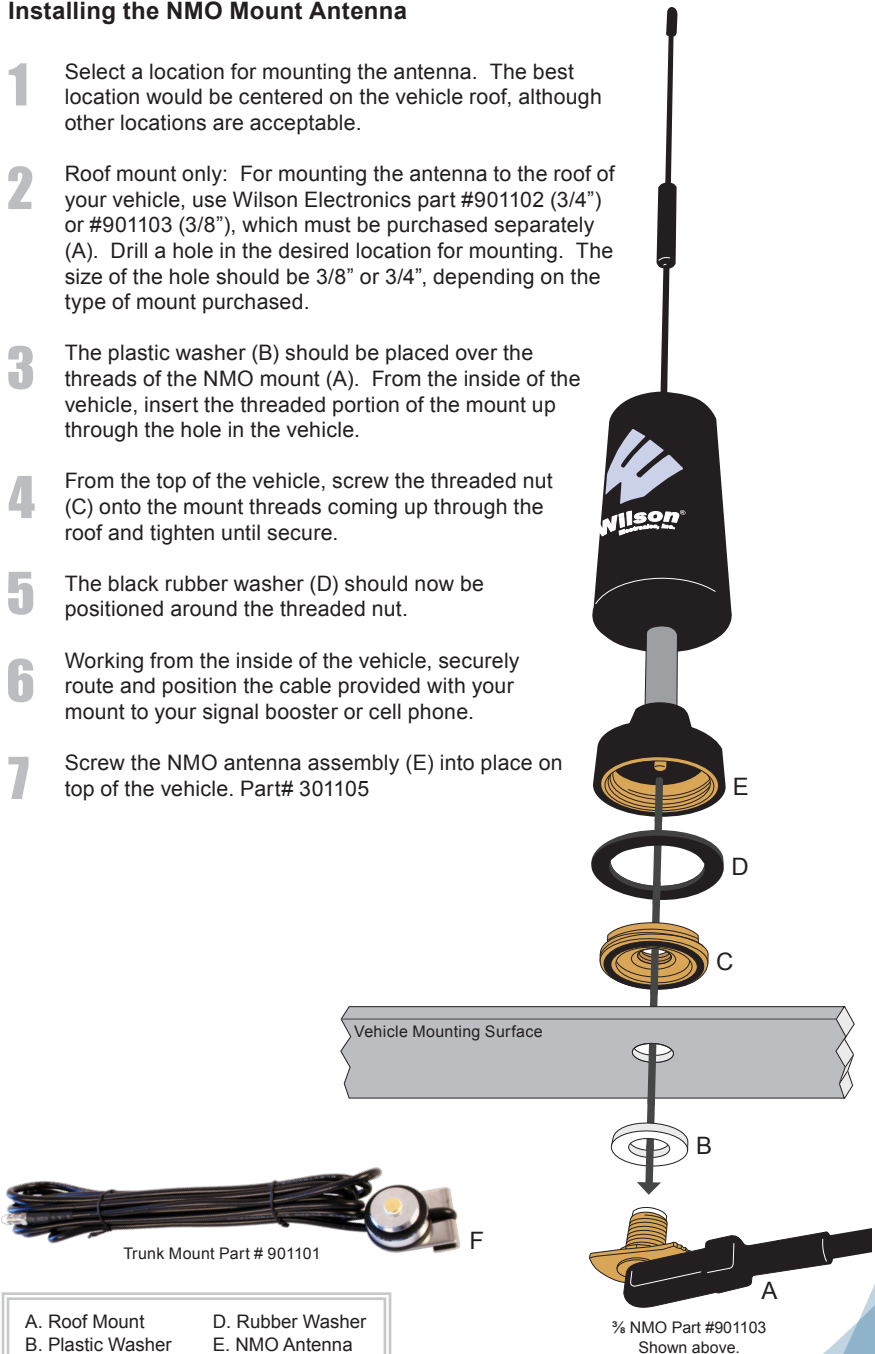
(Part# 901101)

1. Select a location on the trunk or the hood for mounting the antenna.
2. Slide the trunk mount bracket on the trunk or hood lip in the selected location, and tighten the two set screws on the bottom lip underneath the trunk or hood lip with the Allen wrench provided.
3. Route the cable between the mount and phone location.
4. Screw the antenna coil into place.



Installing the NMO Mount Antenna

- 1** Select a location for mounting the antenna. The best location would be centered on the vehicle roof, although other locations are acceptable.
- 2** Roof mount only: For mounting the antenna to the roof of your vehicle, use Wilson Electronics part #901102 (3/4") or #901103 (3/8"), which must be purchased separately (A). Drill a hole in the desired location for mounting. The size of the hole should be 3/8" or 3/4", depending on the type of mount purchased.
- 3** The plastic washer (B) should be placed over the threads of the NMO mount (A). From the inside of the vehicle, insert the threaded portion of the mount up through the hole in the vehicle.
- 4** From the top of the vehicle, screw the threaded nut (C) onto the mount threads coming up through the roof and tighten until secure.
- 5** The black rubber washer (D) should now be positioned around the threaded nut.
- 6** Working from the inside of the vehicle, securely route and position the cable provided with your mount to your signal booster or cell phone.
- 7** Screw the NMO antenna assembly (E) into place on top of the vehicle. Part# 301105



- | | |
|-------------------|------------------|
| A. Roof Mount | D. Rubber Washer |
| B. Plastic Washer | E. NMO Antenna |
| C. Threaded Nut | F. Trunk Mount |

Contact Wilson Electronics Technical Support with any questions at 866-294-1660
Or email: tech@wilsonelectronics.com Hours: 7am to 6pm MST.

30-Day Money-Back Guarantee

All Wilson Electronics products are protected by Wilson Electronics 30-day money-back guarantee. If, for any reason, the performance of any product is not acceptable, simply return the product directly to the reseller with a dated proof of purchase.

90-Day Warranty

Wilson Electronics antennas are warranted for ninety (90) days against defects in workmanship and/or materials. Warranty cases may be resolved by returning the product directly to the reseller with a dated proof of purchase.

Antennas may also be returned directly to the manufacturer at the consumer's expense, with a dated proof of purchase and a Returned Material Authorization (RMA) number supplied by Wilson Electronics. Wilson Electronics shall, at its option, either repair or replace the product. Wilson Electronics will pay for delivery of the repaired or replaced product back to the original consumer.

This warranty does not apply to any signal boosters determined by Wilson Electronics to have been subjected to misuse, abuse, neglect, or mishandling that alters or damages physical or electronic properties.

RMA numbers may be obtained by phoning Technical Support at 866-294-1660.

Disclaimer: The information provided by Wilson Electronics, Inc. is believed to be complete and accurate. However, no responsibility is assumed by Wilson Electronics, Inc. for any business or personal losses arising from its use, or for any infringements of patents or other rights of third parties that may result from its use.

Copyright © 2011 Wilson Electronics, Inc. All rights reserved.

Antenna Specifications

Part Number	301104	301112	304203	301105
Frequency Range	824-894 MHz 1850-1990 MHz	700-800 MHz / 824-894 MHz 1850-1990 MHz	700-800 MHz / 824-894 MHz 880-960 MHz / 1850-1990 MHz	700-800 MHz 880-960 MHz
Impedance	50 ohms	50 ohms	50 ohms	50 ohms
Antenna Gain	4.9 dBi 824-894 MHz 5.9 dBi 1850-1990 MHz	2.4 dBi 700-800 MHz 5.5 dBi 824-894 MHz 5.5 dBi 1850-1990 MHz	3.7 dBi 700-800 MHz 4.4 dBi 824-894 MHz 4.3 dBi 880-960 MHz 3.7 dBi 1850-1990 MHz	4.1 dBi 700-800 MHz 2.4 dBi 880-960 MHz
Radiation	Omni			
Polarization	Vertical			
Ground Plane	Metal ground plane required			
Connector	FME-Female			
Material	Whip - Stainless Steel			
Height	13.88 inches / 35.3 cm	13.25 inches / 33.7 cm	13.88 inches / 35.3 cm	3.875 Inches / 9.8 cm
Mount	NMO Mount Types (sold separately) Trunk Mount (14' RG-58 Coax) Part# 901101 3/8" Hole - Roof Mount (14' RG-58 Coax) Part# 901103 3/4" Hole - Roof Mount (14' RG-58 Coax) Part# 901102			



3301 East Deseret Drive, St. George, UT 84790
For additional Technical Support visit www.WilsonElectronics.com
www.twitter.com/WilsonCellular www.facebook.com/WilsonCellular
Phone: 866-294-1660 Fax: 435-656-2432