

Antenna Installation Guide



Desktop Antenna
800-2100 MHz
w/ 5' RG174 Cable

#301208
#301209
#301210

Features:

- Installs easily
- Compatible with Wilson Electronics Signal Boosters (sold separately)

Wilson Electronics Signal Boosters Amplify Coverage

When used in conjunction with your antenna, a Wilson Electronics Signal Booster can improve your cell phone and laptop data card coverage area up to 20 times. Wilson Electronics manufactures a wide range of Wireless and Direct Connect Signal Boosters for M2M, mobile or in-building use. See your dealer for details or visit www.WilsonElectronics.com.



How it Works

The Desktop Antenna transfers the improved signal from the Signal Booster (sold separately) to one or more cell phones or cellular data cards.

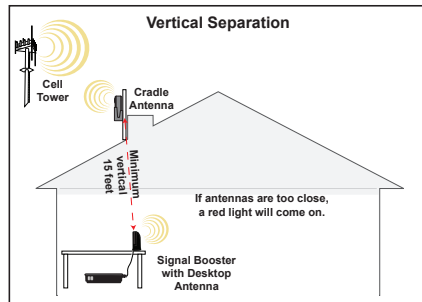
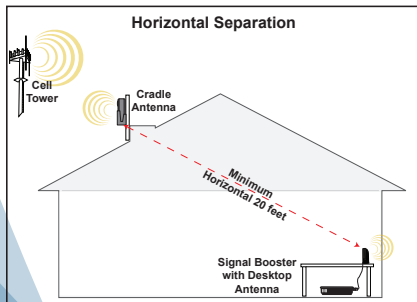
The Desktop Antenna may work with any In-Building Wireless Signal Booster (an adapter may be required for some Signal Boosters).

Consult the user guide for your particular Signal Booster for more specific instructions on the use of the Desktop Antenna. Or contact Wilson Electronics Technical Support Team at 866-294-1660.

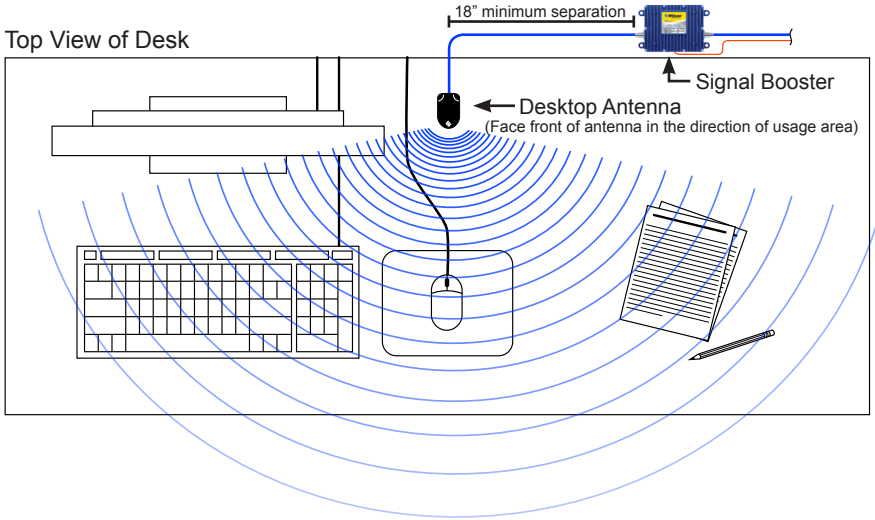
Installing the Antenna


The location of the Desktop Antenna in relation to the outside antenna is very important. Poor antenna placement increases the possibility of oscillation (feedback), which causes system shutdown (indicated by a red light). Observe the following rules for correct antenna placement and optimum performance.


Once you find a good signal location for the outside antenna, the front of the outside antenna (the Wilson Electronics insignia) must face toward the cell tower, and face AWAY FROM the Desktop Antenna. The Desktop Antenna must be positioned at least 20 horizontal feet OR 15 vertical feet from the outside antenna. See Figures below.



The Desktop Antenna should be placed 18 inches or more away from the Signal Booster, with the logo pointed away from the Signal Booster. See Figure below.



 **Warning:** There must be a separation of at least 20 vertical feet or 15 horizontal feet between the Desktop Antenna and outside antennas.

 **Warning:** The Desktop Antenna must have a separation of at least 18 inches from all persons during normal operation.



30-Day Money-Back Guarantee

All Wilson Electronics products are protected by Wilson Electronics 30-day money-back guarantee. If, for any reason, the performance of any product is not acceptable, simply return the product directly to the reseller with a dated proof of purchase.

90-Day Warranty

Wilson Electronics antennas are warranted for ninety (90) days against defects in workmanship and/or materials. Warranty cases may be resolved by returning the product directly to the reseller with a dated proof of purchase.

Antennas may also be returned directly to the manufacturer at the consumer's expense, with a dated proof of purchase and a Returned Material Authorization (RMA) number supplied by Wilson Electronics. Wilson Electronics shall, at its option, either repair or replace the product. Wilson Electronics will pay for delivery of the repaired or replaced product back to the original consumer if located within the continental USA.

This warranty does not apply to any antennas determined by Wilson Electronics to have been subjected to misuse, abuse, neglect, or mishandling that alters or damages physical or electronic properties.

RMA numbers may be obtained by phoning Technical Support at 866-294-1660.

Disclaimer: The information provided by Wilson Electronics, Inc. is believed to be complete and accurate. However, no responsibility is assumed by Wilson Electronics, Inc. for any business or personal losses arising from its use, or for any infringements of patents or other rights of third parties that may result from its use.

Copyright © 2011 Wilson Electronics, Inc. All rights reserved.

Antenna Specifications

Part Number	301208	301209	301210
Frequency Range	824-894 MHz / 880-960 MHz / 1710-1880 MHz / 1850-1990 MHz / 2110-2170 MHz		
Impedance	50 ohms		
Antenna Gain	1.5 dBi 824-894 MHz / 1.2 dBi 880-960 MHz / 2.4 dBi 1710-1880 MHz / 3.4 dBi 1850-1990 MHz / 1.2 dBi 2110-2170 MHz		
Radiation	Directional - 100° Horizontal Beam Width		
Polarization	Vertical		
Ground Plane	None Required		
Connector	FME - Female	TNC - Male	SMA - Male



3301 East Deseret Drive, St. George, UT 84790

For additional Technical Support visit www.WilsonElectronics.com
or email at: tech@wilsonelectronics.com

Phone: 866-294-1660 Local: 435-673-5021 Fax: 435-656-2432
www.twitter.com/WilsonCellular www.facebook.com/WilsonCellular